

NEW

# FHC G52 Series

Heavy-Duty Thermally Broken Bottom  
Rolling Bi-Folding Glass Door Systems

OFFERING DOOR ENTRANCES THAT CAN ADAPT TO YOUR REQUIREMENTS



CSI DIVISION 08

SECTION

08 4226

PROFESSIONAL GRADE



FHC G52 SERIES HEAVY-DUTY THERMALLY BROKEN  
BOTTOM ROLLING BI-FOLDING GLASS DOOR SYSTEM

- » CW40 Performance Grade Rating (Pending)
- » 5-5/16" Wide Vertical Post
- » 1-7/8" High Panel Rails
- » Comes Fully Glazed With 1-3/16" Insulating Glass by FHC
- » 3-1/16" System Depth
- » Maximum Frame Height: 10'
- » Maximum Panel Width: 3'
- » Maximum Connected Panels: 9
- » Tested 250,000 Cycles
- » Low Profile Threshold
- » Bottom Roller with Anti-Derailment Function, Ensure Safety and Smooth Operation
- » Inward or Outward Stacking Available
- » Satin Anodized, Dark Bronze Anodized, Matte Black and Powder Coat Finishes Available



## COMMERCIAL AND RESIDENTIAL PROJECTS

HOTELS | RESTAURANTS | PATIO AREAS | GYMS | MALLS | INTERIOR OFFICES | STADIUM SUITES | AND MORE

FHC is excited to introduce our newest "100% wide-open functioning" **Heavy-Duty Thermally Broken G52 Series Bottom Rolling Bi-Folding Glass Door System**! The **G52 Series** allows for taller (up to 10 feet), unobtrusive openings so views and the great outdoors can be enjoyed. In the closed position, the **G52 Series** provides a weather tight seal and resistance to the ever-changing conditions, while at the same time allowing natural light inside. There are several configuration options available to complement many architectural design styles. Our factory engineers designed the system to move smooth and effortlessly. The **G52 Series Heavy-Duty Thermally Broken Bottom Rolling Bi-Folding/Bi-Partial Glass Door System** comes with a two point locking system for ultimate security.



FRAMELESS HARDWARE COMPANY

The Glazing  
Supply Company

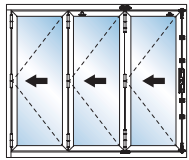
EXPERIENCE AND INNOVATION



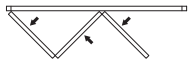
2323 Firestone Blvd. South Gate, CA 90280  
Toll Free (888) 295-4531 | Fax (323)  
336-8307 email [fhc-aluminum@fhc-usa.com](mailto:fhc-aluminum@fhc-usa.com)  
[FHC-USA.COM](http://FHC-USA.COM)

## FHC G52 Typical Door Option Configurations

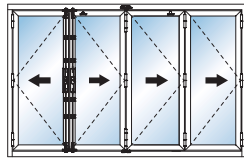
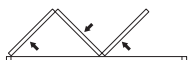
Up to 10 Foot Tall Panels and 3 Foot Wide Maximum



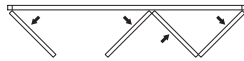
Interior Stack



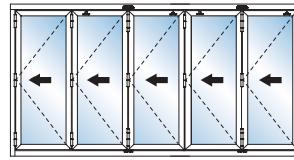
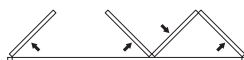
Interior Stack



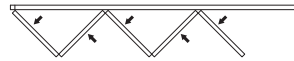
Interior Stack



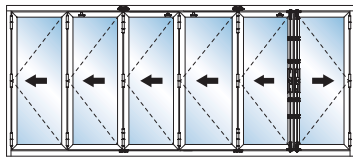
Interior Stack



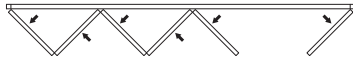
Interior Stack



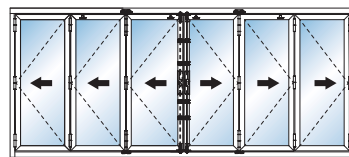
Interior Stack



Interior Stack



Interior Stack



Interior Stack



Interior Stack



### Available Finishes



**SA**  
SATIN  
ANODIZED



**DU**  
DARK BRONZE  
ANODIZED



**MB**  
MATTE  
BLACK



**PT**  
CUSTOM  
POWDER  
PAINT




LIT0267 REV. 03.26.24

Visit [FHC-USA.COM](http://FHC-USA.COM) to See the Complete Selection of G52 Components



Bi-Folding/Bi-Partial  
Bottom Roller



Bi-Folding Hinge



Latch Lock

