

JUNIOR GLENDALE

Wall Mount Hinge - Factory Set
5 Degree Offset Full Back Plate
ITEM NO. JRGLNF5

SPECIFICATIONS

Glass Sizes: 1/4" (6 mm) Tempered Glass Only

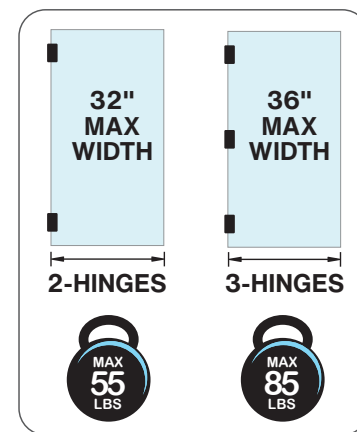
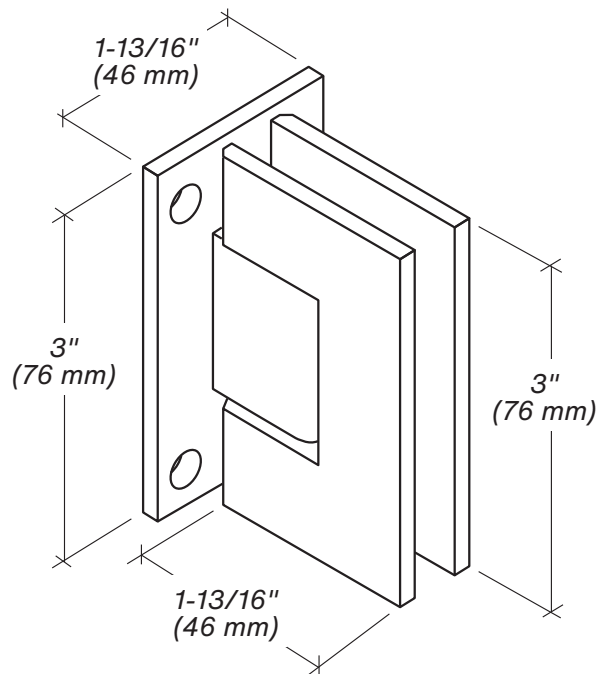
Construction: Solid Brass

Cutout Required

Closing Type: Self-Centering When Within 15 Degrees of Closed Position

Includes: Hinge body, glazing gaskets, wall mounting screws, allen head/phillips head cover plate screws, and fabrication template.

Use: Residential Bath and Commercial Hotel Applications



SEE TEMPLATE ON BACK
Refer to Dimensions Shown
to Ensure Accuracy

GASKET SPECIFICATIONS:

For 1/4" (6 mm) Glass: Use One Thick Gasket On Each Side

GLASS INSTRUCTIONS:

Only use tempered safety glass. To prevent damage to the hinge finish during installation, do not use power tools when installing these hinges.

IMPORTANT INFORMATION:

The Preston Series Hinge comes factory set to allow an additional 5 degrees of closing for jobs that require a firmer positive position against a jamb or seal.

CARE & CLEANING GUIDELINES:

For best results, keep the following recommendations in mind when caring for your FHC shower door hardware. Your shower door should be dried daily with a soft towel or cloth to ensure its original finish. Do not use harsh cleaners or chemicals on the hardware, as many of the components are coated with a clear lacquer that will become damaged beyond repair. Always test your cleaning solution in an inconspicuous area prior to cleaning the entire hardware surface. Wipe surfaces clean using a soft, dampened cloth or sponge, and rinse completely with warm water immediately after applying the cleaning solution. Use only small amounts of liquid, gentle, cleaner. Never use abrasive products, sponges, or wire scrub brushes while cleaning hardware.

MAINTENANCE:

FHC's hinges come factory greased for a silent, hassle-free experience. If there is any noticeable squeaking that occurs after installation it is recommended to apply a few drops of (3 in 1) multi-purpose oil to the hinge, at the nylon washer/pivot location. The lubricant will penetrate the hinge crevices, reducing friction, cleaning grime, and/or buildup. Spray lubricants are prohibited. If, for some reason, the hinge is disassembled during maintenance, use a small amount of white lithium grease to lubricate the interior hinge components.

MAXIMUM DOOR CAPACITY	1/4" (6 mm) GLASS	
	WEIGHT	WIDTH
USING 2 HINGES	55 LBS. (25 kg)	32" (813 mm)
USING 3 HINGES	85 LBS. (38.6 kg)	36" (914 mm)

NOTE: Do not exceed either maximum weight or width when choosing proper quantity of hinges.

FHC[®]
FRAMELESS HARDWARE COMPANY
THE GLAZING SUPPLY COMPANY
EXPERIENCE AND INNOVATION

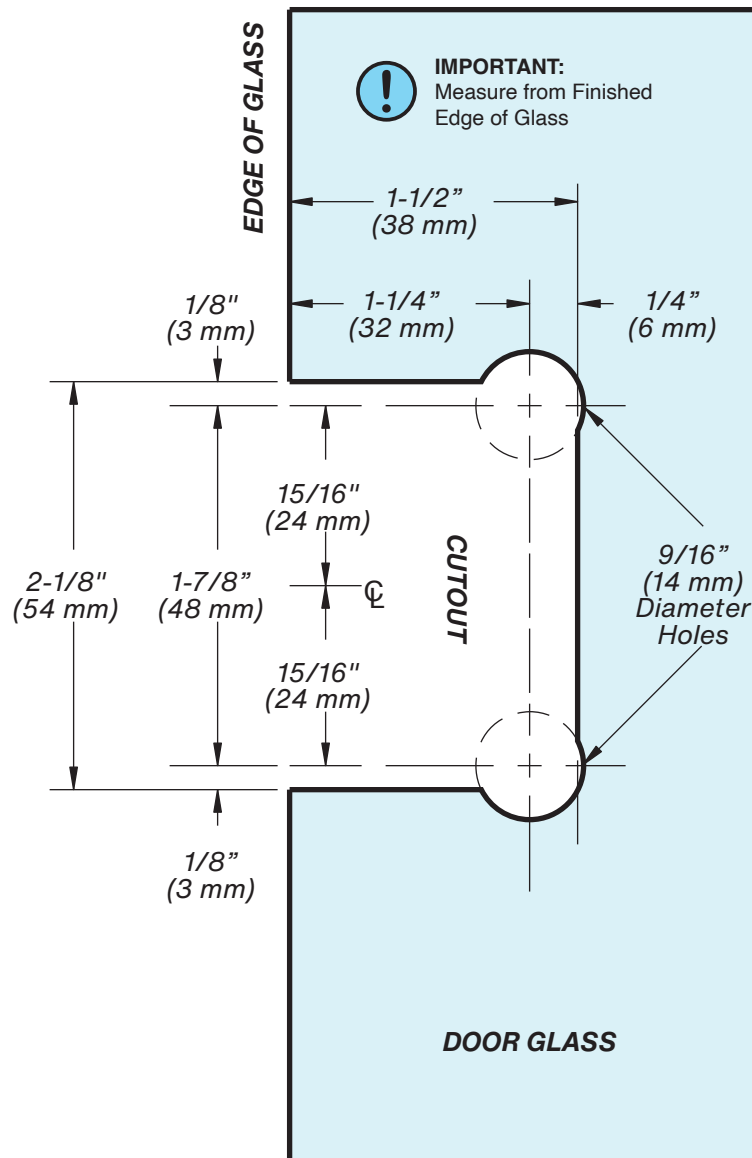
JUNIOR GLENDALE

Wall Mount Hinge - Factory Set 5 Degree Offset

Full Back Plate

ITEM NO. JRGLNF5

DO NOT MEASURE / SCALE DRAWING
USE DIMENSIONS SHOWN



USE ONLY
MONOLITHIC
TEMPERED GLASS



For Technical Support
Call Toll Free in the U.S.
(888) 295-4531

FHC
FRAMELESS HARDWARE COMPANY
THE GLAZING SUPPLY COMPANY
EXPERIENCE AND INNOVATION