

# ADVANCE **HERC**-DOOR™ RAIL

FRAMELESS HARDWARE CO.

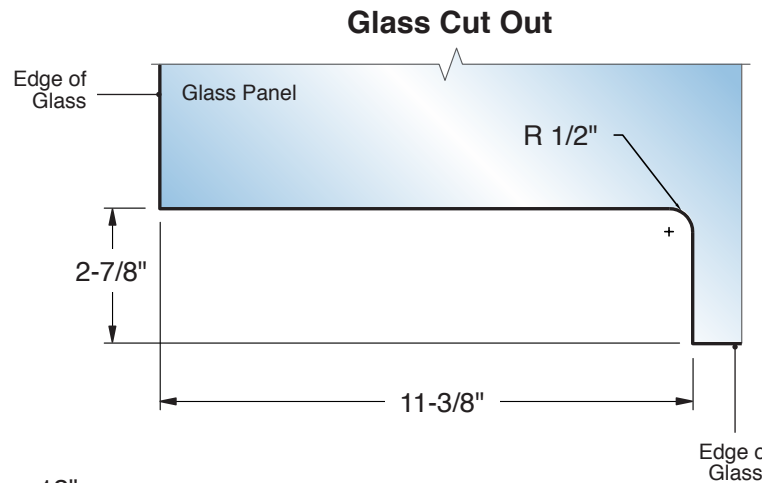
## FHC 4" Tapered 12" Patch Rail

### PR4T34 MODELS

- 5/8" or 3/4" Tempered Glass
- 13/16" Laminated Tempered Glass  
With Rigid Ionoplast Interlayer

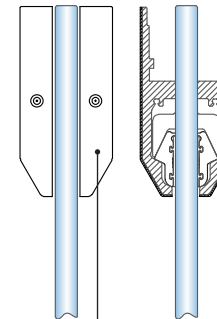
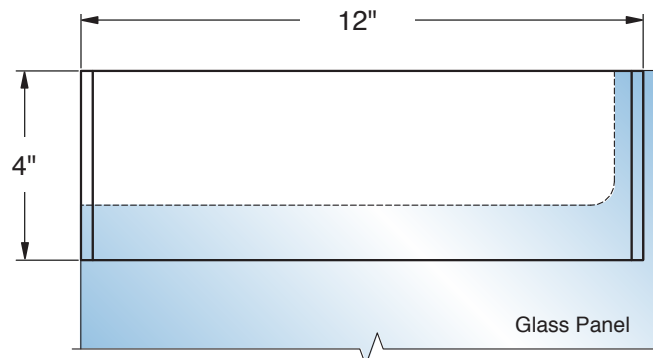
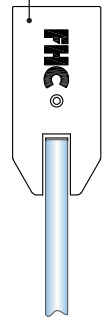
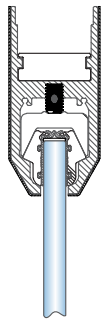


DO NOT MEASURE / SCALE DRAWING  
USE DIMENSIONS SHOWN



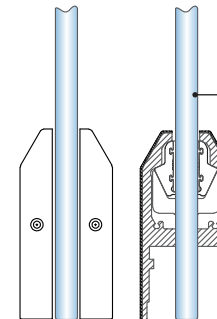
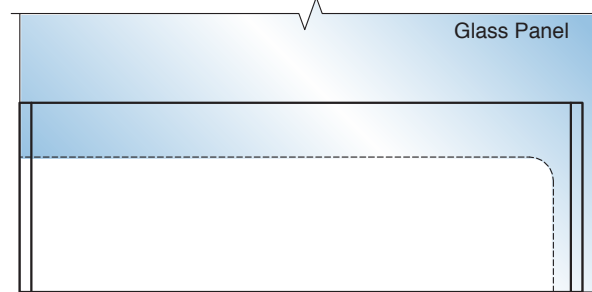
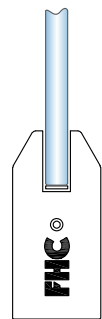
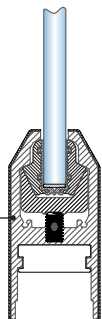
**IMPORTANT:**  
Measure from Finished  
Edge of Glass

Standard  
Tapered  
End Cap



Split Tapered  
End Cap

4" Tapered  
Patch Rail



Glass



For Technical Support  
Call Toll Free in the U.S.  
**(888) 295-4531**



**American  
Manufacturing**

MADE IN U.S.A.

# FHC

FRAMELESS HARDWARE COMPANY  
THE GLAZING SUPPLY COMPANY