

FHC-ADVANCE SERIES FRAMELESS GLASS ENTRANCE SYSTEM

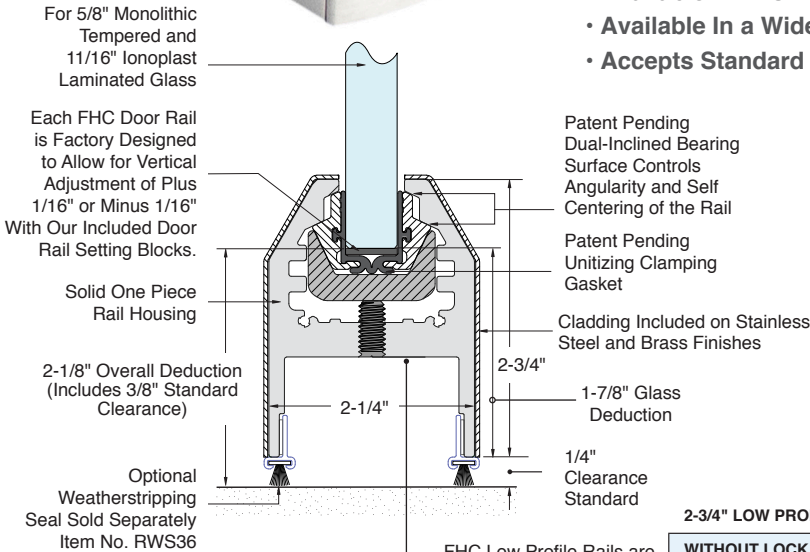
Advance HERC-DOOR[®] Rail

2-3/4" Low Profile Tapered Door Rail 5/8" or 11/16" Tempered Glass

- Patent Pending UNITIZING GASKET / Dual-Inclined Control Surfaces
- Easiest and Fastest Rail to Install in the Industry
- New Modern Crisp Corner Design
- For 5/8" Monolithic Tempered and 11/16" Laminated Tempered Glass
- Class 1 Anodizing UV Stable Finishes That Will Not Fade
- Increased Glass Bite Improves Holding Strength and Aesthetics
- Solid One Piece Aluminum Housing
- State of the Art Solid Forged Brass Plated End Caps With Premium Finishes
- New Innovative Anti-Clamshell Pad End Cap
- Available With or Without Lock
- Available In a Wide Range of Architectural Finishes
- Accepts Standard Size Mounting Hardware




**NEW
INNOVATIVE
DESIGN**

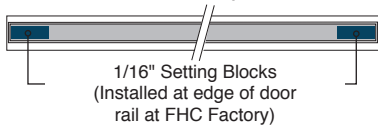


60 Degree A.D.A Compliant Tapered Top Edge

New Innovative Built-In Anti-Clamshell Pad



Door Rail Top View



2-3/4" LOW PROFILE TAPERED DOOR RAILS 35-3/4" LENGTH - STOCK PRODUCTS

WITHOUT LOCK ITEM NO.	WITH LOCK ITEM NO.	DESCRIPTION
R25T58PS	R25T58PSL	Low Profile Tapered Door Rail 35-3/4" Long Polished Stainless Steel
R25T58BS	R25T58BSL	Low Profile Tapered Door Rail 35-3/4" Long Brushed Stainless Steel
R25T58SA	R25T58SAL	Low Profile Tapered Door Rail 35-3/4" Long Satin Anodized
R25T58MB	R25T58MBL	Low Profile Tapered Door Rail 35-3/4" Long Matte Black (Powder Coat)
R25T58DU	R25T58DUL	Low Profile Tapered Door Rail 35-3/4" Long Dark Bronze Anodized

CUSTOM LENGTH 2-3/4" LOW PROFILE TAPERED DOOR RAILS SPECIFICATION AS SUPPLIED BY CUSTOMER

WITHOUT LOCK ITEM NO.	WITH LOCK ITEM NO.	DESCRIPTION
R25T58PSC	R25T58PSLC	Custom Low Profile Tapered Door Rail Length Polished Stainless Steel
R25T58BSC	R25T58BSLC	Custom Low Profile Tapered Door Rail Length Brushed Stainless Steel
R25T58SAC	R25T58SALC	Custom Low Profile Tapered Door Rail Length Satin Anodized
R25T58MBC	R25T58MBLC	Custom Low Profile Tapered Door Rail Length Matte Black (Powder Coat)
R25T58DUC	R25T58DULC	Custom Low Profile Tapered Door Rail Length Dark Bronze Anodized
R25T58PTC	R25T58PTLC	Custom Low Profile Tapered Door Rail Length Custom Paint Color

PRODUCT INFO/SPECIFICATIONS:

- CSI Format Specifications are Available for Download
- End Caps are Included with Every Door Rail
- Door Rails With Locks are Supplied Prepped and Installed, Keyed Cylinders, and Thumbturns are Sold Separately
- FHC Follows GANA Guidelines for Maximum Door Height and Widths. Reference the FHC Herc-Door Sizing Guidelines.

CARE & CLEANING

Brushed Stainless Steel, Polished Stainless Steel or Class 1 Anodized Finishes should be cleaned with a foam spray cleaner, such as: FHC GW19 Ammonia Free Cleaner. GW19 cleaner will assist with removing fingerprints, grease and water splatter. GW19 cleaner will also preserve the durable factory finish and can be wiped with a clean, dry cloth. FHC Lint Free Shop Wipes FHC3255 are recommended. These high performance wipes maintain their strength wet or dry and will not scratch the surface.



For Technical Support
Call Toll Free in the U.S.
(888) 295-4531

